



Introduction to Adobe Photoshop

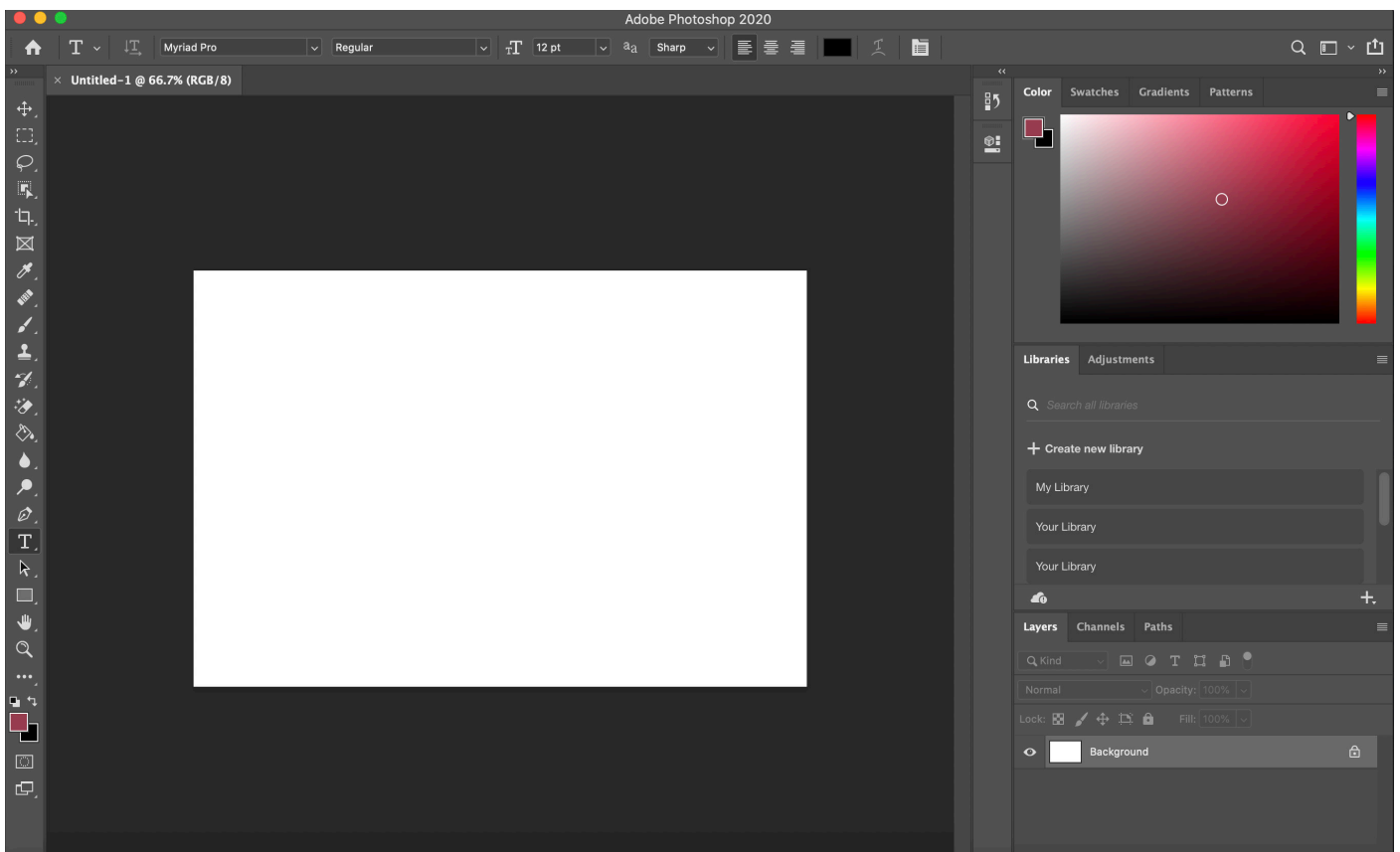
Adobe Photoshop is an industry-standard image editing and painting programme.

It could be regarded as an 'electronic darkroom', because many traditional photographic techniques such as burning in and dodging are incorporated into the programme.

But it's much more than just another photographic 'tool' - it's more like a different 'medium' for your images, because it offers possibilities not available through traditional photographic means.

Screen layout and Palettes

This is the default screen layout, with the toolbox on the left and the palettes down the right of the screen.



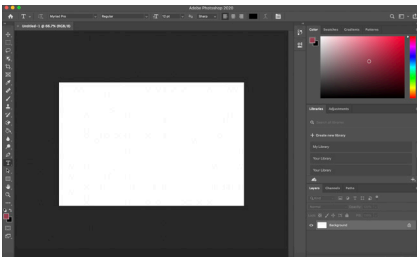
To reduce the size of the palettes (but still leave them on the screen), click once on the '>>' button on the top right. Click the '<<' button to restore to restore the palettes to the full size.

To remove the palette from the screen, click once on the '☰' button in the top right of each palette and select 'close' or 'close tab group'.

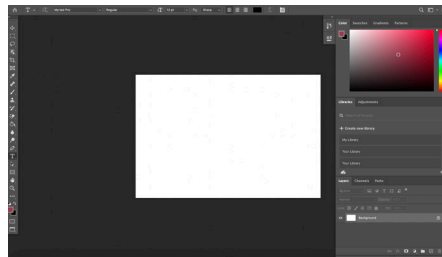
To re-introduce the palette to the screen, use Window (from the bar at the top of screen) and pick the palette you want.

Screen modes


Press the 'F' key to scroll through different screen modes.



Floating in screen



Full screen with grey palettes



Full screen black